


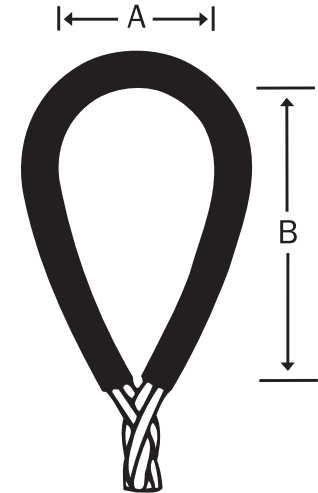


Super-Flex® 8-part body, round braided slings



815 EIGHT-PART ROUND BRAIDED SLING

	Rope Dia. (in.)	Sling Diameter	RATED CAPACITY - Tons*			Eye Dimensions		Thru Thimble ST	Slip Heavy Thimble HT
						A	B		
			Vertical	Choker Hitch**	Basket Hitch				
XIP® IWRC	#3/32	7/16	0.56	0.49	1.1	2	4	W-2	5/16
	#1/8	9/16	1.1	0.98	2.2	3	6	W-2	3/8
	3/16	13/16	2.2	1.9	4.3	4	8	W-3	1/2
	1/4	1-1/8	3.8	3.3	7.6	5	10	W-4	3/4
	5/16	1-3/8	5.9	5.2	12	6	12	W-5	1
	3/8	1-11/16	8.5	7.4	17	7	14	W-5	1-1/8
	7/16	2	11	10	23	8	16	W-6	1-1/4
	1/2	2-1/4	15	13	30	9	18	W-7	1-3/8
	9/16	2-1/2	19	16	38	10	20	W-7	1-1/2
	5/8	2-13/16	23	20	46	11	22	W-8	1-3/4
	3/4	3-3/8	33	29	66	12	24	W-9	2
	7/8	4	45	39	89	14	28	W-10	-
	1	4-1/2	58	51	116	16	32	W-10	-



Made with 7x19 GAC component rope.
 * Rated Capacities Basket Hitch based on D/d ratio of 25 times the component rope diameter.
 ** See Choker Hitch Rated Capacity Adjustment in Union Wire Rope Sling Guide.
 Rated Capacities based on pin diameter no larger than natural eye width or less than the nominal sling diameter.
 Rated Capacities based on design factor of 5.
 Horizontal sling angles less than 30° shall not be used.
 All capacities in tons of 2,000 lbs. All eye and fitting dimensions in inches.



Form No. 2027